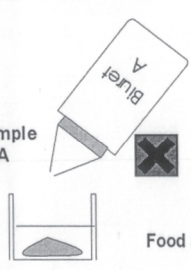


## FOOD TESTING

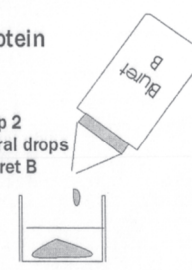
**Test for Protein**

Step 1  
Cover food sample with Biuret A



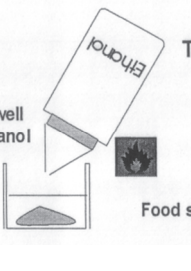
Food sample in well

Step 2  
Add several drops of Biuret B



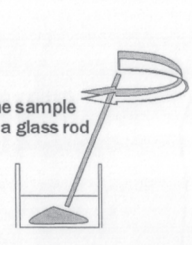
**Test for fat**


Half fill well with ethanol



Food sample in well

Stir the sample using a glass rod





Eye protection must be worn in this area

### Method

#### Test for Proteins

1. Place food samples in each of the wells, noting down where each one is in the Comboplate®.
2. Add enough Biuret solution A to cover each of the samples.
3. Add several drops of Biuret solution B to each well.
4. A purple colour shows that protein is present.
5. Note down any colour changes in your results table.
6. Rinse out the Comboplate®.

#### Test for Fats

1. Place food samples in each of the wells, noting down where each one is in the Comboplate®.
2. Half fill the well with ethanol.
3. Using a glass rod slowly crush and stir each of the samples.
4. Allow each sample to settle.
5. If the sample remains cloudy then fats are present.
6. Note down any colour changes in your results table.

Substance	Test used to detect	Positive test will produce these changes	
		Colour Start	Colour end
Starch	Iodine	Brown/orange	Blue/black
Sugars	Benedict's	Light blue	Rusty orangey red
Proteins	Biuret	Colourless	Purple
Fats	Ethanol	Colourless	Cloudy

# TEACHER-STUDENT WORKSHEETS



SCIENTIFIC RESOURCES

## FOOD TESTING

NAME:

### Results

Use the diagrams below to help keep track of your results.



### Tests for Starch

E	<input type="checkbox"/>	<input type="checkbox"/>	<input type="checkbox"/>	<input type="checkbox"/>	<input type="checkbox"/>	<input type="checkbox"/>
F	<input type="checkbox"/>	<input type="checkbox"/>	<input type="checkbox"/>	<input type="checkbox"/>	<input type="checkbox"/>	<input type="checkbox"/>
	1	2	3	4	5	6

### Tests for Protein

E	<input type="checkbox"/>	<input type="checkbox"/>	<input type="checkbox"/>	<input type="checkbox"/>	<input type="checkbox"/>	<input type="checkbox"/>
F	<input type="checkbox"/>	<input type="checkbox"/>	<input type="checkbox"/>	<input type="checkbox"/>	<input type="checkbox"/>	<input type="checkbox"/>
	1	2	3	4	5	6

### Tests for Sugar

E	<input type="checkbox"/>	<input type="checkbox"/>	<input type="checkbox"/>	<input type="checkbox"/>	<input type="checkbox"/>	<input type="checkbox"/>
F	<input type="checkbox"/>	<input type="checkbox"/>	<input type="checkbox"/>	<input type="checkbox"/>	<input type="checkbox"/>	<input type="checkbox"/>
	1	2	3	4	5	6

### Tests for Fat

E	<input type="checkbox"/>	<input type="checkbox"/>	<input type="checkbox"/>	<input type="checkbox"/>	<input type="checkbox"/>	<input type="checkbox"/>
F	<input type="checkbox"/>	<input type="checkbox"/>	<input type="checkbox"/>	<input type="checkbox"/>	<input type="checkbox"/>	<input type="checkbox"/>
	1	2	3	4	5	6